

Full Spectrum Sanctuary 5 by Clearlight®



Features

Therapeutic Far Infrared Heaters

Clearlight's exclusive True Wave® Far Infrared heaters are the only patented low EMF full spectrum heaters on the market. True Wave combination carbon/ceramic low EMF / low ELF heaters surround you in healing infrared heat.

True Wave® Full Spectrum Heaters

Our full spectrum near, mid and far infrared heaters deliver over 20 times the power of the nearest leading competitor. Our patented heating system allows for the deepest penetration with peak performance for the best results.

Doctor Designed Recliner Bench

Relax in comfort in your sauna with our exclusive recliner or flat bench.

Italian Inspired Design & Glass Roof

The open feel and beautiful design of your Sanctuary sauna will compliment every room.

Beautiful Accent Lights

Energy efficient LED lights highlight the beauty of your sauna while providing gentle ambient lighting.

Charging & Audio Station

Charge your smart device inside the sauna and connect your favorite audio device with Bluetooth or the included MP3 jack.

Combination Door Handle/Tablet Cradle For Easy Media Viewing

Place your tablet on the door handle for easy viewing of your favorite shows or movies.

Exclusive Under Floor Foot Heater

All Clearlight Sanctuary Saunas include a heater underneath the wood floor to enhance your sauna session.

Built-in Ergonomic Backrest

Relax close to the soothing infrared heat against the Chiropractor designed built-in ergonomic backrest.



Enhanced Audio Sound System

Bluetooth and AUX inputs makes it easy to connect and listen to your audio devices.




Digital Keypad Controls

Digital keypad controls temperature, time, lights, heater intensity and reservation mode.



Chromotherapy

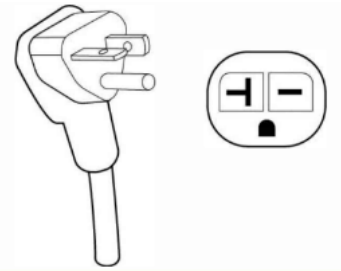
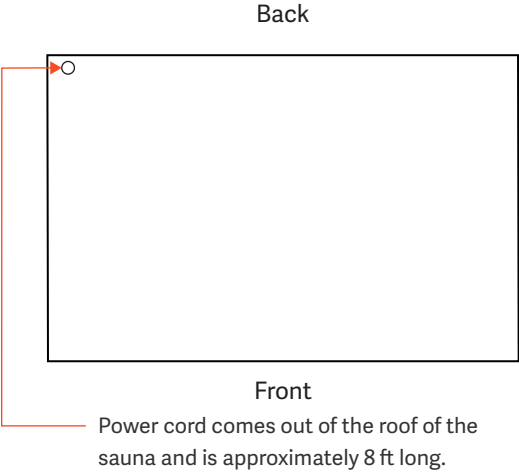
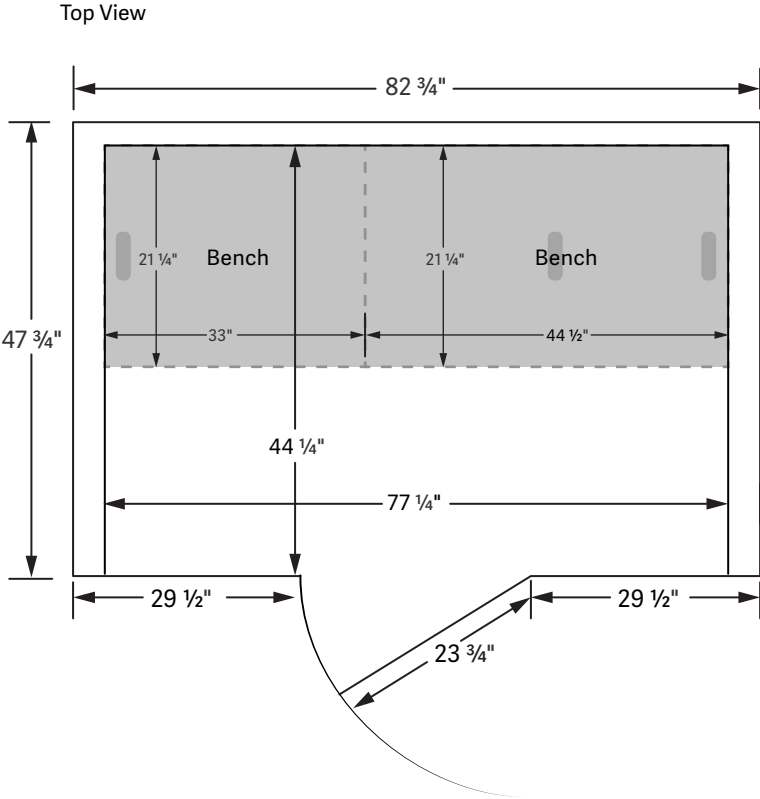
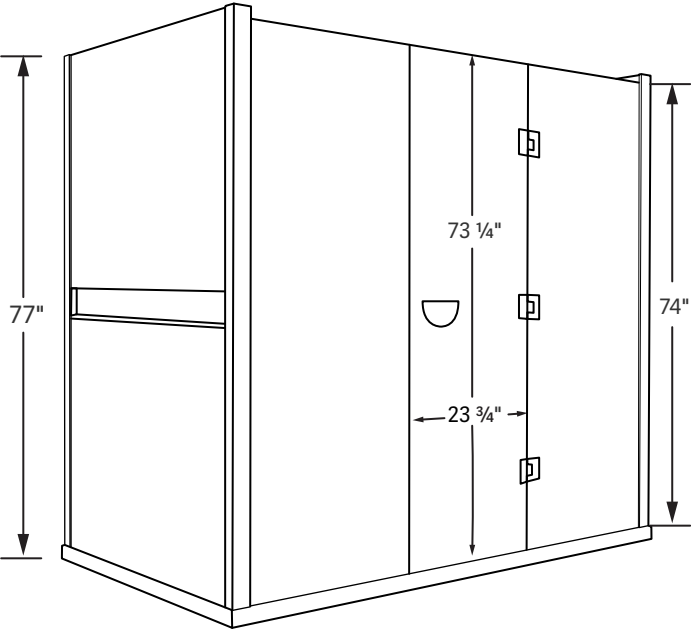
Your Sanctuary sauna comes upgraded with our therapeutic Chromotherapy. Choose from one of twelve colors or auto-cycle through all color tones.



Smart Device Control (Optional)

Log in from your smart device and remotely operate your sauna.

Full Spectrum Sanctuary 5 by Clearlight®



240V / 20Amp Electrical Required NEMA 6-20p

Specifications

Construction

Eco-Certified wood choices:
Mahogany Exterior/Interior
Basswood Exterior/Interior
Tongue & Groove Construction

Weight: 727 lbs

Exterior

Width: 82 3/4"
Depth: 47 3/4"
Height: 77"
Door: 23 3/4" x 73 1/4"

Interior

Width: 77 3/4"
Depth: 44 1/4"
Height: 74"

Adjustable Bench:

77 3/4" x 21 1/4"
Bench Height: 20"

Heaters

Four 500W True Wave® Carbon/Ceramic
Far Infrared and Full Spectrum Heaters

Power: 240V / 3,800W / 20A

Limited Lifetime Residential Warranty

Cabinetry & Glass
Electrical
Heaters
Controls



Attention: Make sure largest panel
can fit through all access points
from location entrance to sauna
set up location

Full Spectrum Sanctuary 5 by Clearlight®

Individual panel sizes laying flat in inches

Panel	Length	Width	Height
Roof	77 ½	22 ¼	3
Floor	82 ½	47 ¾	2 ¼
Left Side	74 ¾	47	2 ¾
Right Side	74 ¾	47	2 ¾
Back Wall	74	77 ¼	2
Front Wall	74	77 ¼	¼

Electrical Wire Requirements:

20 Amp saunas are 12 AWG
240V -Single Phase / 3 wire: 2 x live/ 1 ground



Attention: Not Compatible with VRT

Additional Information

Recommended Clearance

4" all around if enclosing

Glass Roof

W: 77 ½" D: 22 ½" H: 5mm

Bench Weight Limit

350 lbs per person

Add On

- Can't have both upgrade heater and Red Light simultaneously
- Not Compatible with VRT

Surface Requirements

Make sure sauna is placed on a level surface