

Clearlight Plunge

Design Features

The Clearlight Plunge is designed to provide an optimal cold therapy experience, combining advanced technology with user-friendly design. Here are the key design features of the Clearlight Plunge:



2 year warranty

Advanced Cooling and Heating System

Temperature Range: The Clearlight Plunge can be adjusted from 36°F - 104°F, offering both cold and warm therapy options. This allows for a versatile therapeutic experience tailored to individual needs.

Integrated Cleaning Component

Self-Cleaning System: The Clearlight Plunge is equipped with a double cleaning system that includes an ozone generator and dual filtration (10" x 2.5" 20-micron pleated sediment + mesh filter). This ensures the water remains clean and safe with minimal manual maintenance.

User Convenience and Accessibility

Plug-and-Plunge Setup: The Clearlight Plunge arrives fully assembled and only requires filling with water and plugging into a standard socket. No additional plumbing is required, making setup quick and easy.

Design

Designed to fit through standard doors (29.5 inches wide), the unit can be easily positioned in various indoor and outdoor spaces.

App Control: SmartLife App (IOS/ Android)

Stylish, Functional Design

Premium Materials: The Clearlight Plunge is constructed with high-quality materials such as

Stainless Steel and Canadian Cedar, ensuring durability and a premium aesthetic.

Comfort Features: The ergonomic design includes a natural seated position, eliminating buoyancy issues.

Insulated Lid

Maintain water temperature, reduce energy use, and protect the plunge when not in use. Its lightweight construction and practical handle make it effortless to remove and open, while the durable, water-resistant finish ensures lasting performance indoors or outdoors. Compact and easy to store when folded.

Cedar Step

Designed to make entering and exiting your Clearlight Plunge smooth and secure, while its built-in compartment provides convenient storage for whatever you want close at hand like extra filters, fresh towels, or personal items.

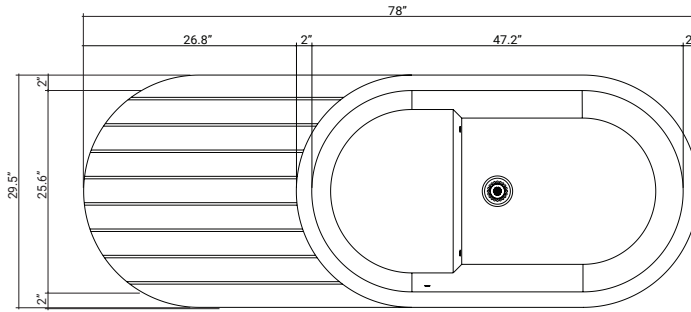
Tie-down Fasteners

These fixed-length straps are designed to keep the Plunge lid securely in place when not in use. Ideal for added stability in outdoor areas or shared spaces, they help prevent the lid from shifting or moving, and provide a layer of safety for peace of mind.

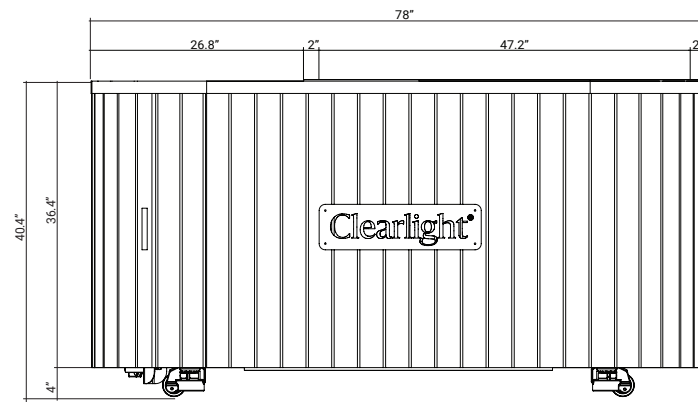
Clearlight Plunge

Product Specifications

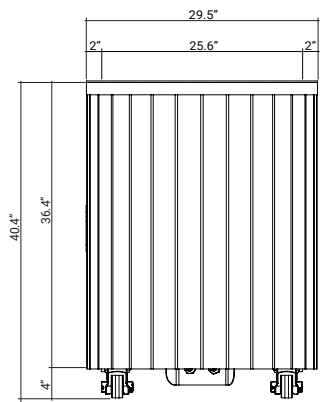
Model	Clearlight Plunge
Power Supply	AC110-120V, 60Hz, 10.5A
Max. Power Input	1150W
Compressor Power	~900W
Compressor Cooling Capacity	~3000W
Circulation Pump Power	~80W
User Safety Protection	Leakage Protection Switch Cable
Refrigerant	R32 (550g)
Water T° Range	36°F - 104°F
Connectivity	SmartLife App (IOS/ Android)
Acoustic Levels	<60dB
Net Weight / Full Max Weight	~474 lbs / 1,357 lbs
MAx. Volume of Water	~105.7 US gal
Dimensions (cm)	78"L x 29.5"W x 40.4"H
Tub Dimensions (cm)	47.2"L x 25.6"W x 33.3"H
Crated Dimensions	81.5"L x 32.7"W x 46.5"H / 617lbs
Water Proof Class	IPX4
Materials	SS304, Galvanized Steel, Cedar



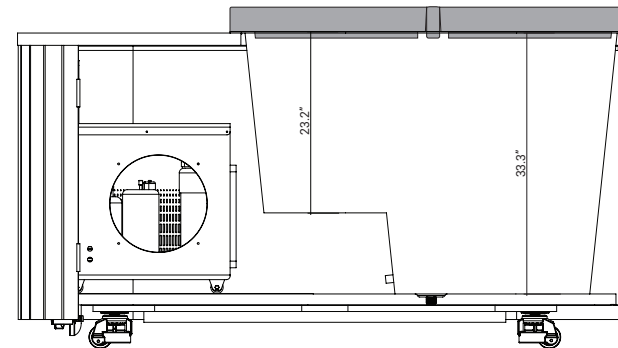
Top View



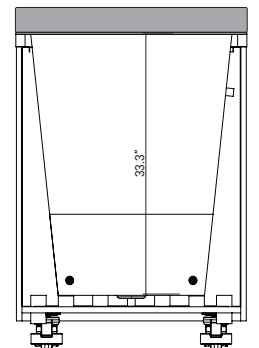
Front View



Side View



Longitudinal Section




Cross Section



Clearlight Plunge


Design Features



Enjoy exceptional ergonomic support with an integrated seat designed to eliminate buoyancy issues.



Integrated self-cleaning system with 20-micron filtration and ozone sanitation, ensuring crystal-clear water.



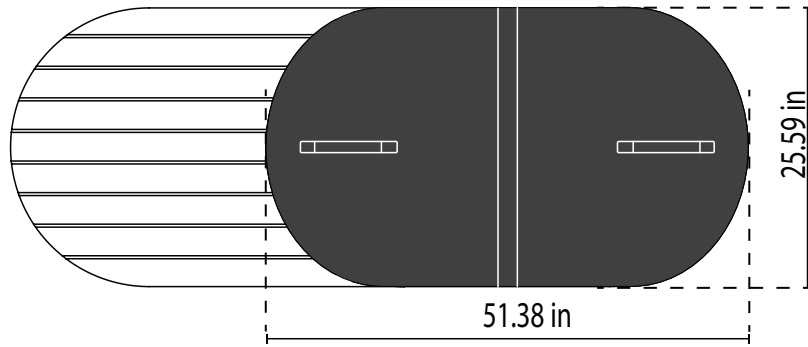
Handcrafted in our facility with exceptional attention to quality and materials.



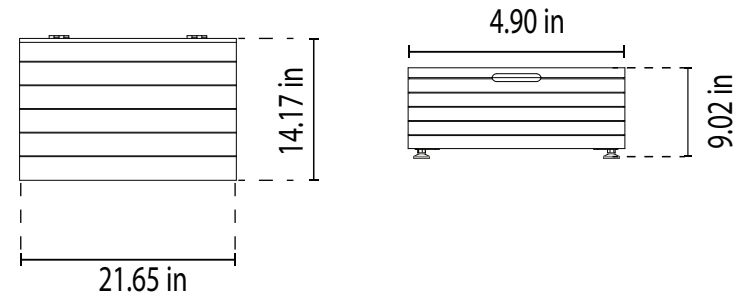
Heavy-duty self-locking and levelling wheels.



Insulated Lid



Cedar Steps



Straps

x2 Fixed Length Straps : 47.24 in

